

JAPOW

LOVE HOKKAIDO
LOVE JAPOW



POWDER SNOW
HOKKAIDO

JAPAN POWDER SNOW
**ENJOY!
JAPOW**
HOKKAIDO

YOU CAN ENJOY FRESH SNOW
ALMOST EVERY DAY IN HOKKAIDO.
BEGINNER TO ADVANCED LEVELS.
YOU CAN ENJOY SKIING!



JAPOW

LOVE HOKKAIDO
LOVE JAPOW



Let's Check JAPOW MOVIE on YouTube!

<https://www.youtube.com/watch?v=ax7nqXqarhs>



Let's Check JAPOW HOKKAIDO Website!

<http://www.skiing-hokkaido.com>



Let's Check JAPOW HOKKAIDO Instagram!

<https://www.instagram.com/japowhokkaido/>



HOKKAIDO MAP

JAPAN POWDER SNOW
**ENJOY!
JAPOW**
HOKKAIDO

YOU CAN ENJOY FRESH SNOW
ALMOST EVERY DAY IN HOKKAIDO.
BEGINNER TO ADVANCED LEVELS,
YOU CAN ENJOY SKIING!

CENTRAL AREA

WHAT FACILITIES CAN WE ENJOY IN
THE CENTRAL AREA IN WINTER?

- ✓ BLOW YOUR OWN GLASSWARE AT **GLASS FOREST IN FURANO**
- ✓ THE ROMANTIC **NINGLE TERRACE**
- ✓ **FURANO JAM GARDEN** IS PACKED WITH SOUVENIRS AND MEMORIES
- ✓ PLAY IN THE SNOW UNTIL LATE AT NIGHT AT **FURANO KAN KAN MURA**

DECEMBER 2019

FINNAIR WILL START FLYING DIRECT FLIGHTS BETWEEN
HELSINKI-VANTAA AIRPORT AND HOKKAIDO NEW CHITOSE
AIRPORT!

07 MOUNT RACEY
SKI RESORT

09 SAPPORO TEINE

10 SAPPORO BANKEI SKI AREA

08 SAPPORO KOKUSAI SKI RESORT

02 KIRORO RESORT

14 NISEKO HANAZONO
RESORT

11 NISEKO ANNUPURI
INTERNATIONAL SKI AREA

12 NISEKO VILLAGE
SKI RESORT

13 NISEKO MT. RESORT
GRAND HIRAFU

NISEKO UNITED.

11 12 13 14

WEST AREA

WHAT FACILITIES CAN WE ALSO ENJOY IN
WINTER IN WEST AREA?

- ✓ **STYLISH CAFES AND BAKERIES** ARE DOTTED AROUND
- ✓ A **NIKKA WHISKY** DISTILLERY AND A WINERY ARE ALSO
WITHIN VISITING DISTANCE
- ✓ THERE IS ALSO A FULL RANGE OF **WINTER ACTIVITIES**

SAPPORO AREA

WHAT FACILITIES CAN WE ALSO ENJOY IN
WINTER IN SAPPORO?

- ✓ CHECK OUT **SAPPORO STELLAR PLACE** FOR SHOPPING
- ✓ **MT. MOIWA** FOR A SPECTACULAR NIGHT VIEW OF SAPPORO
- ✓ **SAPPORO CLOCK TOWER** — A "MUST-SEE"
- ✓ **SAPPORO TV TOWER**,
OFFERING AN UNBROKEN VIEW OVER SAPPORO

KAMUI
SKI LINKS

06

ASAHIKAWA

Asahikawa Air port

05 FURANO O SKI AREA

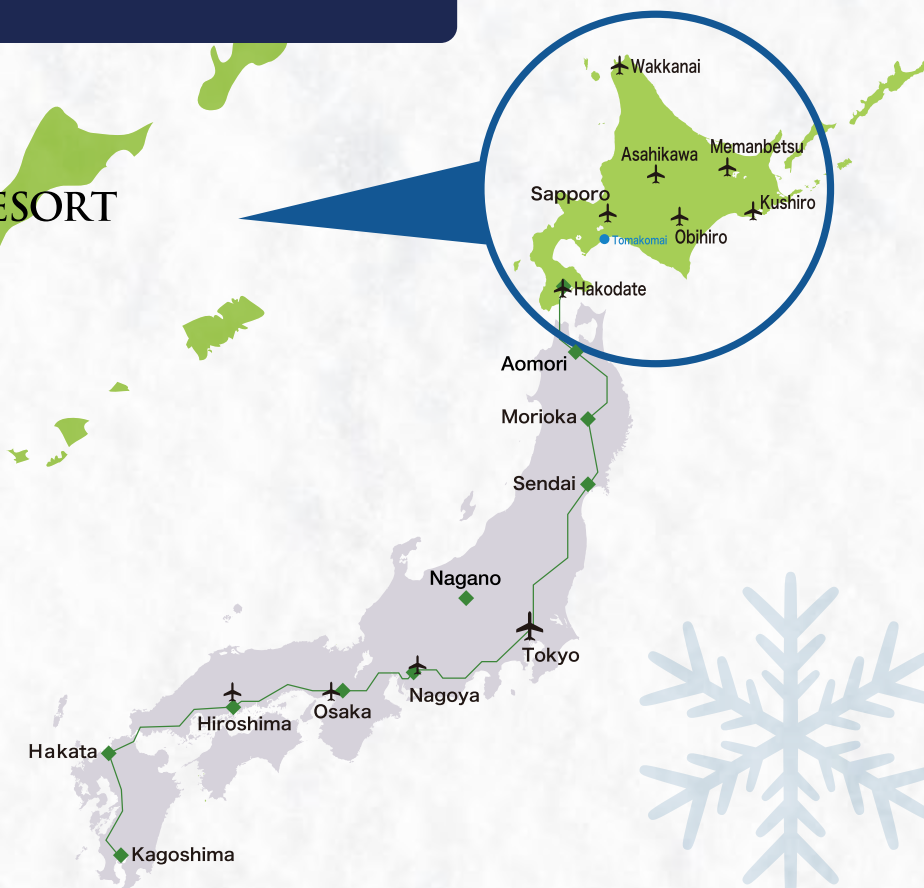
New Chitose
Airport

OBIHIRO

Tokachi Obihiro Airport

03 HOSHINO RESORTS
TOMAMU

04 SAHORO RESORT
SKI AREA



ACCESS IN HOKKAIDO BY HOKKAIDO RESORT LINER

*Reservation necessary. Reservation office TEL: +81-11-200-0506

<https://www.access-n.jp/winter2019/en/skibus/>



Departure	Arrival	Adult	Kids	Required time
Rusutsu	New Chitose Airport	3,600yen	2,600yen	2:00
	Sapporo	3,600yen	2,600yen	1:40
	Furano*	5,600yen	4,100yen	5:40
	Tomamu*	5,600yen	4,100yen	5:30
Niseko	New Chitose Airport	4,100yen	3,100yen	2:50
	Sapporo	4,100yen	3,100yen	2:30
	Furano*	5,600yen	4,100yen	6:30
	Tomamu*	5,600yen	4,100yen	6:10
Kiroro	New Chitose Airport	4,100yen	3,100yen	2:10
	Sapporo	3,600yen	2,600yen	1:30
Furano	New Chitose Airport	4,100yen	3,100yen	2:20
	Sapporo	4,100yen	3,100yen	2:30
	Asahikawa Airport	2,600yen	1,900yen	1:10
	Rusutsu*	5,600yen	4,100yen	5:10
	Niseko*	5,600yen	4,100yen	6:00
	Tomamu	3,600yen	2,600yen	1:10

Departure	Arrival	Adult	Kids	Required time
Tomamu	New Chitose Airport	4,100yen	3,100yen	2:10
	Sapporo	5,100yen	3,900yen	3:00
	Obihiro Airport	4,100yen	3,100yen	2:10
	Asahikawa Airport	4,100yen	3,100yen	2:30
	Furano	3,600yen	2,600yen	1:20
	Sahoro	1,800yen	1,400yen	0:50
Rusutsu*		5,600yen	4,100yen	5:30
	Niseko*	5,600yen	4,100yen	6:10
Sahoro	Obihiro Airport	3,900yen	2,900yen	1:20
	Tomamu	1,800yen	1,400yen	0:50
Sapporo Kokusai	New Chitose Airport	3,600yen	2,600yen	2:10
	Sapporo	2,600yen	1,900yen	1:30
TEINE	New Chitose Airport	3,600yen	2,600yen	1:30
	Sapporo	2,600yen	1,900yen	1:00

*1 Via New Chitose Airport

*2 The schedule and price may be subject to change. Please check in advance.

♥ WHICH SKI AREA IS PERFECT FOR YOU?

WEST AREA



Running northeast, east, and southwest along the 1,308m-high Niseko Annupuri, Niseko, Hokkaido, is well known as one of the most prominent snowy expanses in Japan. From the northeast, the area is divided into four slopes—Niseko Hanazono Resort, Niseko Mt. Resort Grand Hirafu, Niseko Village Ski Resort, and Niseko Annupuri International Ski Area—each offering its own unique skiing experience. The snow quality is so good that fresh snow fanatics flock here from all over the world. The secret behind this success is the north wind, which blows in from the Sea of Japan, dropping blankets of dry snow as it passes over Annupuri. The dryness of the snow gives it a soft, powdery texture, which doesn't cohere into a snowball when squeezed. Skiing on Niseko's fresh snow, the snow floats up over your skis, or board, like a soft whisper. You can enjoy the very best powder, without a hint of the bottom however hard you tread.

SAPPORO AREA



We recommend staying in Sapporo, the political and cultural heart of Hokkaido, which is located near New Chitose Airport. There are numerous ski slopes around Sapporo, and the city itself boasts a variety of famous places, from observation decks offering splendid views to warm indoor facilities. As well as large shopping zones and ample restaurants and bars, the city offers a wealth of artistic and cultural facilities, including galleries, parks, and museums, and the "Sapporo Snow Festival" held in Odori Park at the beginning of February every winter is a world-class spectacle. There is also a packed lineup of uniquely-winter events in January and February, including the "Otaru Snow Light Path."

♥ FUN IN HOKKAIDO!

APRÈS SKI



Hirafu (Niseko)

JAPANESE EXPERIENCE



Hot springs (Outdoor Bathes)

OTHERS



Sake / A sake brewery

APRÈS SKI



Susukino (Sapporo)

JAPANESE EXPERIENCE



Shrines and temples

OTHERS



Sapporo Beer / Local craft beers

♥ WHICH SKI AREA IS PERFECT FOR YOU?

CENTRAL AREA



With an inland climate in the center of Hokkaido, Furano is a mecca for winter sports enthusiasts, offering the best snow quality and a rich blanket of snow. There are plenty of slopes, from beginner to advanced, including a family slope that's even safe for children, a large slope featuring an extensive lineup of courses, and a mountain slope where skiers can enjoy untouched nature. In addition, at "Furano Family Snowland" right beside the New Furano Prince Hotel, visitors can enjoy a wide range of activities, including snowmobiling and snow rafting. You can play in the snow to your heart's content!

♥ FUN IN HOKKAIDO!

APRÈS SKI



"Izakaya", Japanese Tapas-style restaurant

JAPANESE EXPERIENCE



Ryokan (Japanese style accommodation)

OTHERS



Asahikawa Ramen

GUARANTEED FRESH NATURAL SNOW!

IF YOU LOVE SKIING OR SNOWBOARDING OR BOTH HOKKAIDO IS THE PLACE TO BE!

10.4^M

TOTAL SNOWFALL
FOR THE 2018-19 SEASON
IN HOKKAIDO JAPAN.

3.3^M
DEEP

DEEPEST SNOW DEPTH
FOR THE 2018-19 SEASON
IN HOKKAIDO JAPAN.

OVER
110
DAYS

TOTAL NO. OF
SNOWFALL
DAYS
FOR THE 2018-19
SEASON
IN HOKKAIDO JAPAN.

BASE ALTITUDE COMPARISON



BREATH
EASY!
NO
ALTITUDE
SICKNESS!

Approximately 90 minutes from New Chitose Airport, Rusutsu has 37 trails covering 3 mountains: "West Mt.," "East Mt.," and "Mt. Isola." With a total of 42 kilometers of trails and lift capacity of 30,728 people per hour, it is one of the largest snow resorts in Hokkaido where you can enjoy the finest quality of powder snow. There are plenty of winter activities to enjoy besides skiing and snowboarding, such as dog sledding, snow rafting and riding snow mobiles.

Open Date
23th November 2019

Close Date
5th April 2020

Ski Lift
18

Trails
37

Elevation
994m

Vertical Drop
594m

Max Pitch
40°

Longest Run
3,500m

Ticket
1DAY
•Adult: 6,200yen
•Kids: 3,200yen
•Senior: 5,200yen

Rental
1DAY
•Ski: 6,200yen
•Snowboard: 6,200yen
•Wear: 4,600yen

School Type
4 HOURS / private
•Ski and Snowboard
•1 Person: 35,200yen
•2-5 People: 46,800yen

Getting There
•Nearest Airport: Chitose
[1h 30min by bus]
•Nearest City: Sapporo
[1h 30min by bus]

Accommodation
•RUSUTSU RESORT Hotel & Convention
•The Western RUSUTSU Resort



TRAIL MAP



Mt. Isola

Lift Name	Covered	Length	Max. Speed	Capacity
Izola Gondola	✓	2,858 m	5.0 m/s	6
Izola No.1 Quad	✓	1,732 m	4.0 m/s	4
Izola No.2 Quad	✓	1,421 m	4.0 m/s	4
Izola No.3 Quad	✓	1,660 m	4.0 m/s	4
Izola No.4 Quad	✓	1,140 m	5.0 m/s	4
Izola No.5 Pair	✓	486 m	2.3 m/s	2

East Mt.

Lift Name	Covered	Length	Max. Speed	Capacity
East No.1 Gondola	✓	1,654 m	5.0 m/s	6
East No.2 Gondola	✓	2,071 m	5.0 m/s	6
East Quad	✓	1,381 m	4.0 m/s	4
East No.1 Pair	✓	721 m	1.6 m/s	2
East No.2 Pair	✓	810 m	2.3 m/s	2
Tower Pair	✓	1,182 m	4.0 m/s	2
Across No.1 Pair	✓	149 m	1.8 m/s	2
Across No.2 Pair	✓	513 m	1.8 m/s	2

West Mt.

Lift Name	Covered	Length	Max. Speed	Capacity
West Gondola	✓	1,104 m	4.0 m/s	4
West No.1 Quad	✓	619 m	4.0 m/s	4
West No.2 Quad	✓	924 m	4.0 m/s	4
West Tiger Pair	✓	512 m	2.3 m/s	2

The best powder snow in the world awaits you! Just 90min. from Sapporo Airport, 60 min. from Sapporo city., 45min. from Niseko and 30 min. from famous Otaru city. Average annual snowfall 22m (2014-17) and an average of 17cm daily snowfall. The longest ski season in Hokkaido, operating from Nov-May. Access unrivalled back-country areas easily from the resort, with our unique program, facilities and the new combination lift will directly connect Tribute Portfolio Hotel to the mountain area as of December 2019. With 14 off piste areas on top 23 trails, every corner of the mountains is yours to own. Additionally, our modern RFID lift pass technology allows for an even smoother entry to all lifts.

Open Date
23th November 2019

Close Date
6th May 2020

Ski Lift
10

Trails
23

Elevation
1,180m

Vertical Drop
660m

Max Pitch
36.8°

Longest Run
4,050m

Ticket
1DAY
•Adult: 5,900yen
•Kids: 3,100yen
•Senior: 5,200yen

Rental
1DAY
•Ski: 5,700yen
•Snowboard: 5,700yen
•Winter Wear and Gear Set: 8,700yen

School Type
1DAY / private
•Ski and Snowboard
•Adult: 53,000yen
•Kids: 9,000yen

Getting There
•Nearest Airport: Chitose
[1h 30min by bus]
•Nearest City: Sapporo
[1h by bus]

Accommodation
•Sheraton Hokkaido Kiroro Resort
•The Kiroro, a Tribute Portfolio Hotel, Hokkaido



TRAIL MAP



- Pair Lift
- High Speed Hooded Quad Lift
- High Speed Hooded Pair Lift
- 8 Person Gondola
- 6 Person Gondola
- Night Courses
- Un-Groomed
- Ski Area Exit
- Ski Area Boundary
- Toilet
- Patrol
- Snow Feature
- Academy
- Annie Kids Academy Only Course
- Ticket Window
- Rental
- Coin Locker
- Restaurant


- Longest course: 4,050m
- 6 High speed hooded lifts and 3 pair lifts
- Vertical drop: 610m (base: 570m - peak: 1,180m)
- 23 courses total
- Beginner
- Intermediate
- Advanced

	Length	Max. incl.	Avg. incl.	8	710m	10.3°	6.6°	16	500m	14.0°	8.7°
1	4,050m	23.9°	12.5°	9	650m	14.6°	7.2°	17	400m	27.5°	10.3°
2	3,500m	34.6°	9.2°	10	1,900m	15.3°	6.3°	18	1,150m	23.4°	11.8°
3	3,800m	34.6°	10.7°	11	1,000m	25.4°	18.2°	19	1,250m	21.3°	11.0°
4	1,250m	27.2°	11.3°	12	1,100m	23.2°	16.6°	20	1,450m	26.6°	9.8°
5	1,150m	33.7°	12.5°	13	1,150m	23.2°	15.8°	21	250m	6.6°	6.2°
6	1,100m	36.8°	14.0°	14	1,950m	25.7°	10.0°	22	600m	25.0°	15.0°
7	2,500m	16.0°	6.7°	15	2,050m	25.4°	9.5°	23	900m	7.0°	5.0°

*The price may be subject to change. Please check in advance.

"Tomamu" s Commitment to Winter Mountains, " this is the theme and motto of Tomamu Ski Resort. Offering a full range of fun on and off the ski slopes. For skiers and snowboarders, groomed and ungroomed runs within the ski slopes, guided backcountry tours, and Ski CAT tours. Snowy mountains can be more fun, even without skis or snowboards. Let us show you all that a snow resort has to offer.

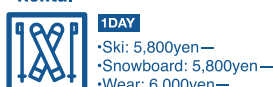
Open Date
1st December 2019
Close Date
5th April 2020



Ticket



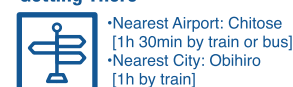
Rental



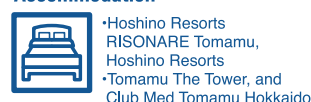
School Type



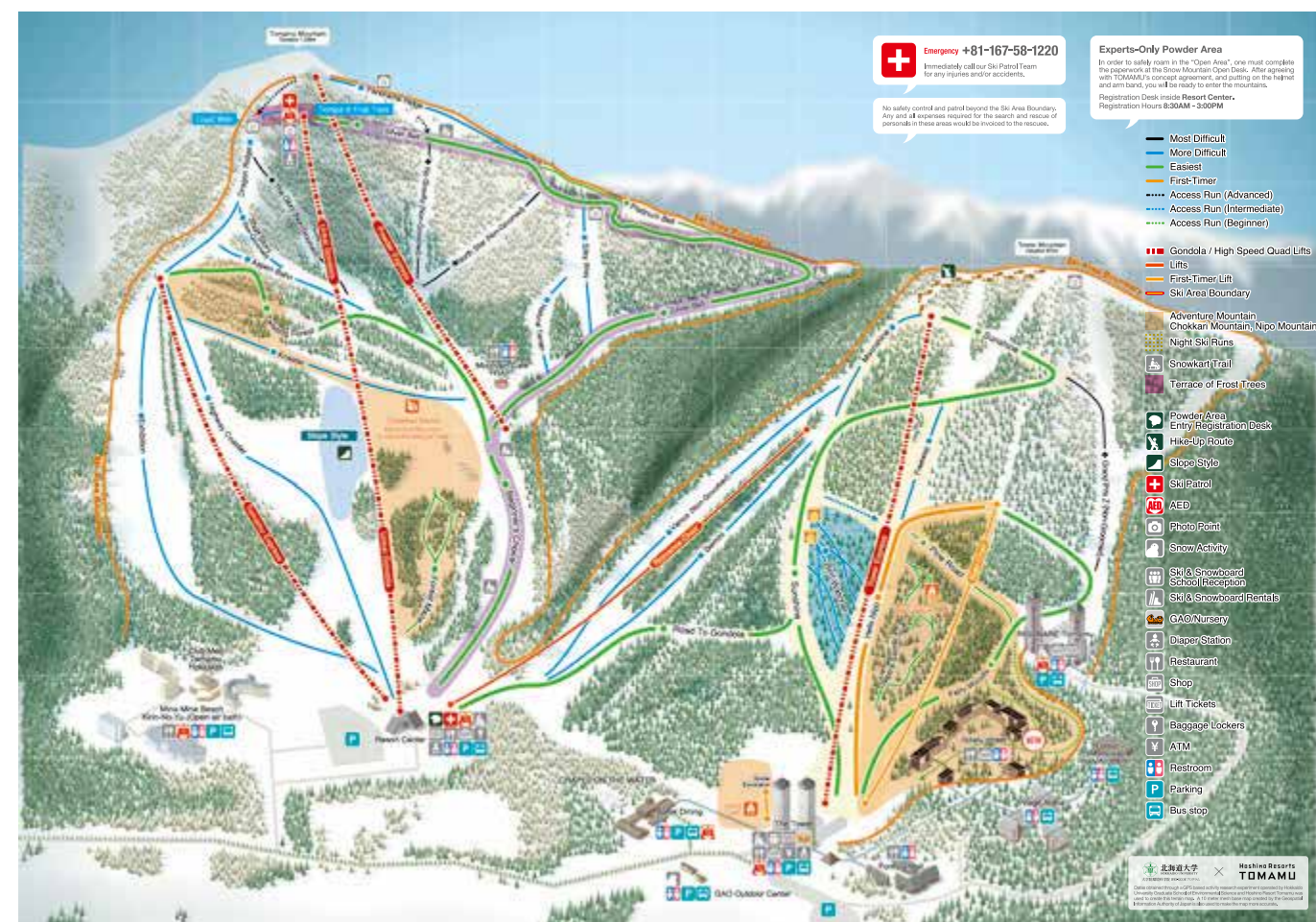
Getting There



Accommodation

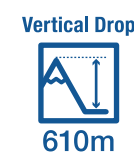


TRAIL MAP



Silky powder and a grand view of the Tokachi Plains. The Sahoro Resort promises smooth skiing on the finest powder that covers every inch of the entire mountain! From the summit of the mountain you can catch an awesome view of the entire Tokachi Plains, and enjoy beautiful Hokkaido scenery while you ski.

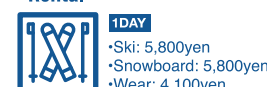
Open Date
30th November 2019
Close Date
12th April 2020



Ticket



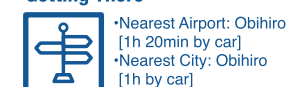
Rental



School Type



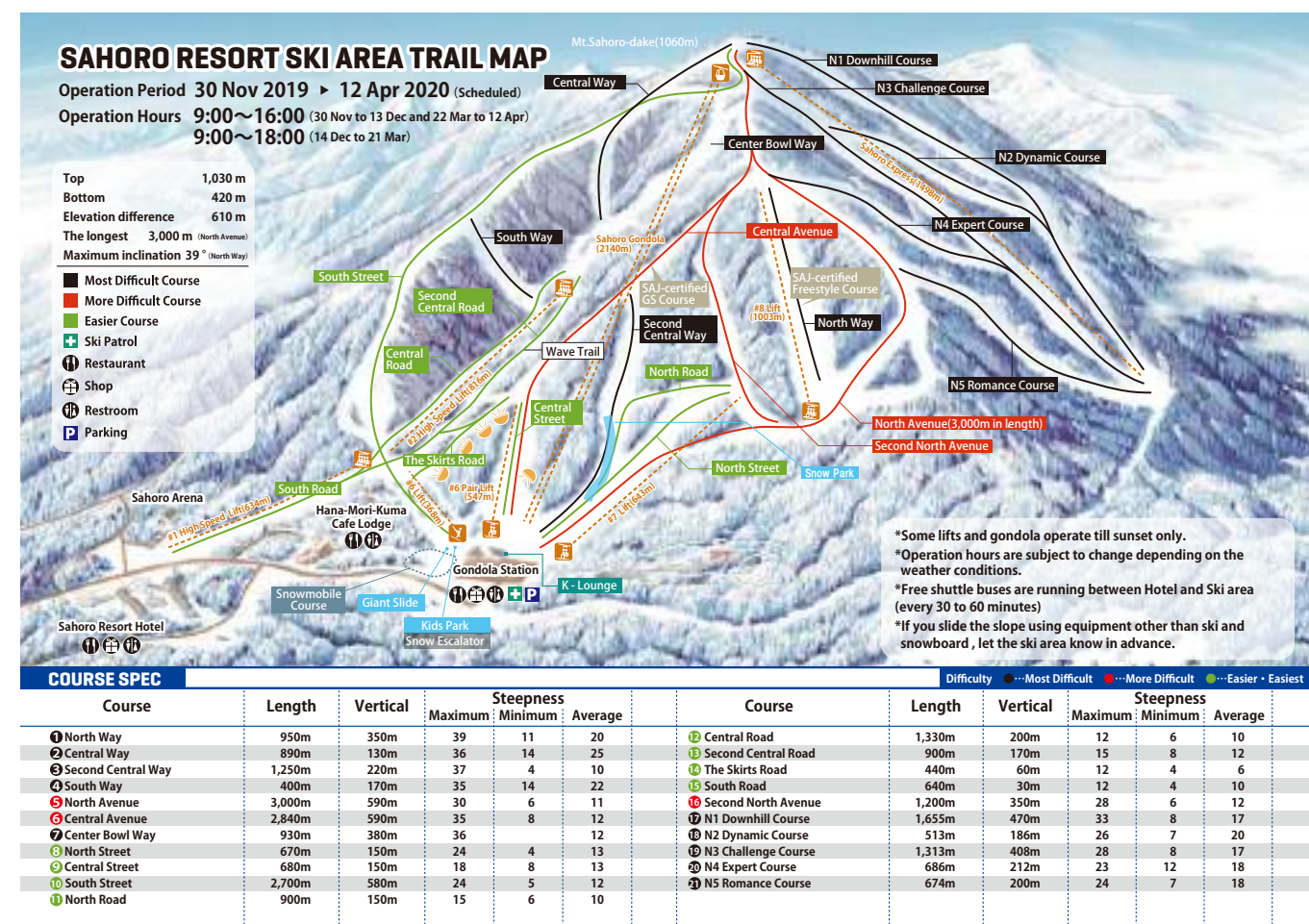
Getting There



Accommodation



TRAIL MAP



*Some lifts and gondola operate till sunset only.
*Operation hours are subject to change depending on the weather conditions.
*Free shuttle buses are running between Hotel and Ski area (every 30 to 60 minutes)
*If you slide the slope using equipment other than ski and snowboard, let the ski area know in advance.

A snowy white paradise, Furano, situated in central Hokkaido at a latitude of 43° north, provides great powder snow and stunning views of the Tokachidake and Daisetsuzan mountain ranges, as you head to the summit in the 101- passenger high speed Furano ropeway. Also on cold days, you may encounter the mystical scenery of sparkling diamond dust. We have selected richly varied trails, suitable for everyone from beginners to experts, so please enjoy a refreshing time skiing and snowboarding.

Open Date

23rd November 2019

Close Date

6th May 2020

Ski Lift

9

Trails

23

Elevation

1,074m

Vertical Drop

839m

Max Pitch

34°

Longest Run

4,000m

Ticket

1DAY

•Adult: 6,000yen

•Kids: free

•Senior: 5,400yen

Rental

1DAY

•Ski: 5,800yen

•Snowboard: 5,800yen

•Wear: 5,500yen

School Type

1DAY

•Ski and Snowboard

•Adult: 11,000yen

•Junior: 12,000yen

Getting There

•Nearest Airport: Asahikawa [1h by car]

•Nearest City: Furano [10min by car]

Accommodation

•New Furano Prince Hotel

•Furano Prince Hotel



TRAIL MAP



Get a taste of the finest powder in just an hour' s time from when you land at Asahikawa Airport! Snow of the best quality, massive ski slopes, and budget pricing for gondolas and lifts are highly reputed. Well- balanced variety of ski courses, from spacious slopes for families, to dynamic courses certified by FIS. Recently, our chair lifts have been renewed so our guests can enjoy winter sports more comfortably.

Open Date

1st December 2019

Close Date

31th March 2020

Ski Lift

6

Trails

25

Elevation

751m

Vertical Drop

601m

Max Pitch

35°

Longest Run

4,000m

Ticket

1DAY

•Adult: 3,800yen

•Kids: 1,800yen

•Senior: 3,200yen

Rental

1DAY

•Ski: 6,000yen

•Snowboard: 6,000yen

•Wear: 4,500yen

School Type

1DAY

•Ski and Snowboard

•Adult: 6,000yen—

•Junior: 6,000yen—

Getting There

•Nearest Airport: Asahikawa [1h by car]

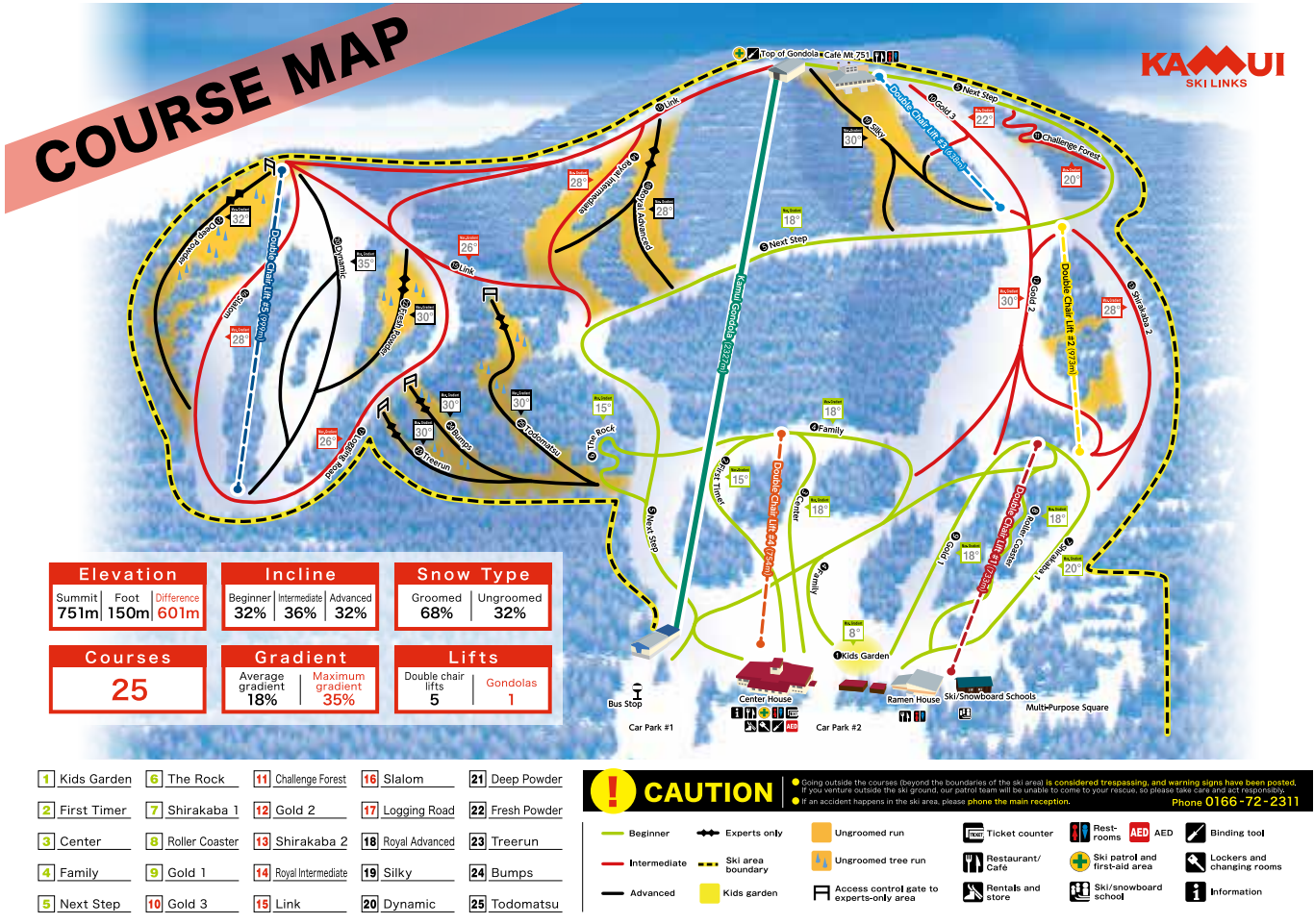
•Nearest City: Asahikawa [40min by bus]

Accommodation

Downtown Asahikawa Hotels



TRAIL MAP

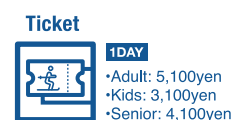
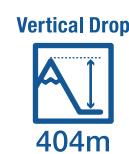


Eighteen different courses for beginner to advanced skiers and snowboarders. You can enjoy fresh powder snow throughout the season. The family friendly layout is realized with every course terminating at the gondola terminal, which is directly connected to the hotel. No waiting time for lifts.



Open Date
7th December 2019

Close Date
5th April 2020



TRAIL MAP

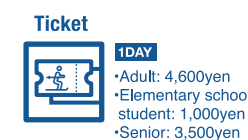
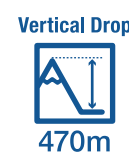


There are 7 courses for beginners to advanced skiers, and we feature a 3.6 kilometer-long course from the top of the mountain! Enjoy the panoramic view of downtown Otaru, Ishikari Bay and Mt. Teine from the top of the mountain. You can enjoy sledding, and tubing in the Snow Park. In addition, we have a rental corner with the best selection of equipment in Hokkaido, as well as a variety of schools to help you make the most of the best snow.

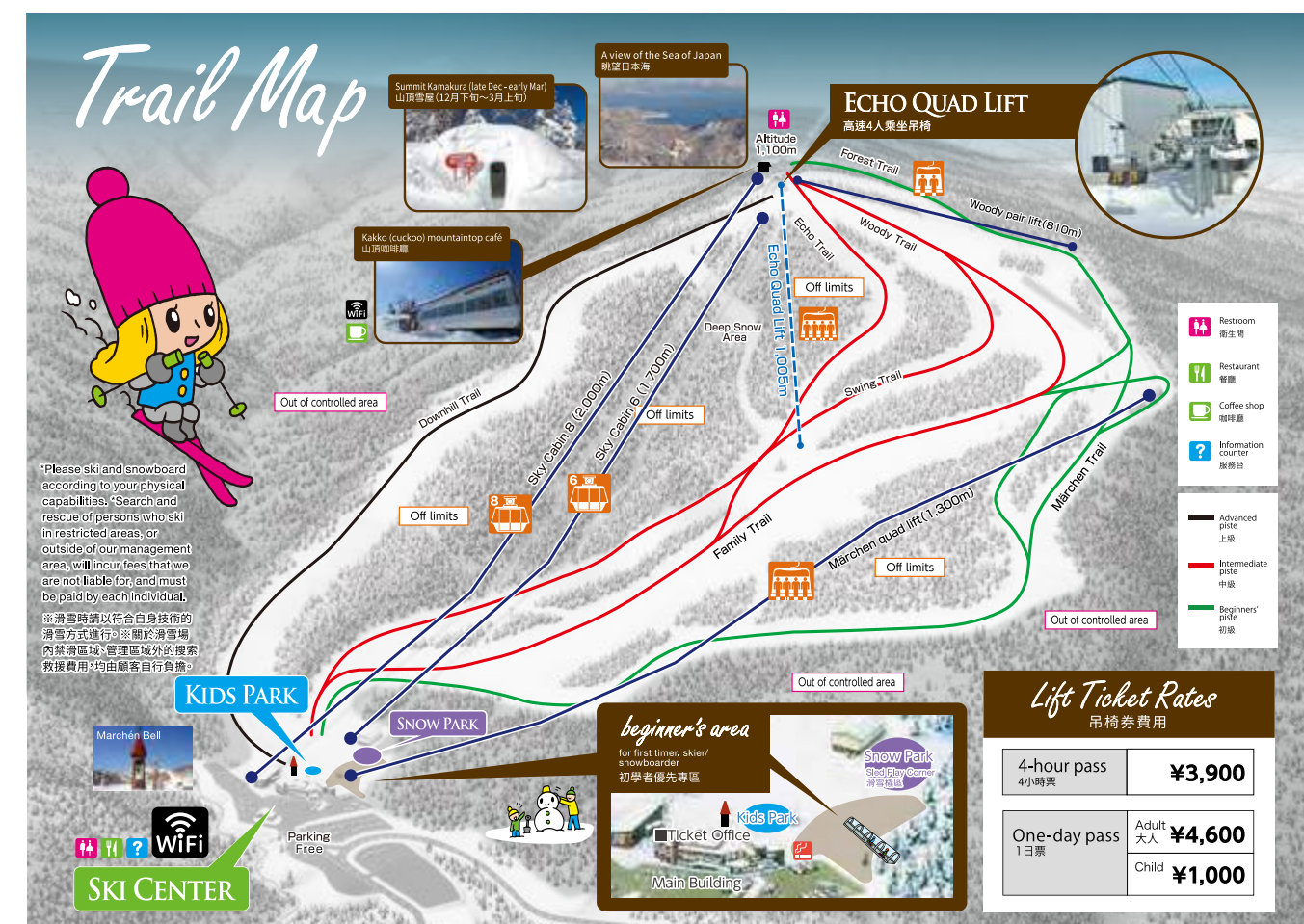


Open Date
22nd November 2019

Close Date
10th May 2020



TRAIL MAP



Sapporo Teine is conveniently located for customers about 7 minutes by car from the Teine interchange of Sasson highway, and about 40 minutes from downtown of Sapporo city. Anyone can see downtown of Sapporo city and Ishikari bay, also they enjoy high quality powder snow from the summit of 1,023m above sea level. Then, there are 15 various courses and you will be satisfied from beginners to advanced.



Open Date

Late November 2019

Close Date

Early May 2020

Ski Lift

10

Trails

15

Elevation

1,023m

Vertical Drop

683m

Max Pitch

38°

Longest Run

5,700m

Ticket

1DAY

•Adult: 5,400yen

•Kids: 2,800yen

•Senior: 4,400yen

Rental

1DAY

•Ski: 5,500yen

•Snowboard: 5,500yen

•Wear: 4,300yen

School Type

1DAY

•Ski and Snowboard

•Adult: 35,200yen—

•Junior: 35,200yen—

Getting There

•Nearest Airport: Chitose

[1h by car]

•Nearest City: Sapporo

[50min by bus]

Accommodation

Downtown Sapporo Hotels

TRAIL MAP



Bankei Ski Area is the ultimate in urban snow-sports facilities, offering a wide range of challenges for both skiers and snowboarders, just 20 minutes from the heart of Sapporo. Located in the same Chuo-ku(Central ward) district as downtown Sapporo, access is convenient by subway & bus, or by car. Floodlit slopes and lifts that operate until 10 p.m. make it possible for visitors to have fun after sightseeing or shopping.



Open Date

Early December 2019

Close Date

Early April 2020

Ski Lift

6

Trails

17

Elevation

482m

Vertical Drop

282m

Max Pitch

33°

Longest Run

1,250m

Ticket

7 HOURS

•Adult: 4,100yen

•Kids: 2,500yen

•Senior: 2,900yen

School Type

1.5 HOURS

•Ski and Snowboard

•One-on-one: 15,000yen

•2~4people: 25,000yen

•5~8people: 50,000yen

•How to: 6,000yen

Getting There

•Nearest Airport: Chitose

[1h 15min by car]

•Nearest City: Sapporo

[30min by car]

Accommodation

Downtown Sapporo Hotels

TRAIL MAP



Sapporo Teine is conveniently located for customers about 7 minutes by car from the Teine interchange of Sasson highway, and about 40 minutes from downtown of Sapporo city. Anyone can see downtown of Sapporo city and Ishikari bay, also they enjoy high quality powder snow from the summit of 1,023m above sea level. Then, there are 15 various courses and you will be satisfied from beginners to advanced.

Open Date
Late November 2019
Close Date
Early May 2020



10



15

Elevation



1,023m

Vertical Drop



683m

Max Pitch



38°

Longest Run



5,700m

Ticket



1DAY
•Adult: 5,400yen
•Kids: 2,800yen
•Senior: 4,400yen

Rental



1DAY
•Ski: 5,500yen
•Snowboard: 5,500yen
•Wear: 4,300yen

School Type



1DAY
•Ski and Snowboard
•Adult: 35,200yen—
•Junior: 35,200yen—

Getting There



•Nearest Airport: Chitose
[1h by car]
•Nearest City: Sapporo
[50min by bus]

Accommodation



Downtown Sapporo Hotels



TRAIL MAP



Bankei Ski Area is the ultimate in urban snow-sports facilities, offering a wide range of challenges for both skiers and snowboarders, just 20 minutes from the heart of Sapporo. Located in the same Chuo-ku(Central ward) district as downtown Sapporo, access is convenient by subway & bus, or by car. Floodlit slopes and lifts that operate until 10 p.m. make it possible for visitors to have fun after sightseeing or shopping.

Open Date
Early December 2019
Close Date
Early April 2020



6



17

Elevation



482m

Vertical Drop



282m

Max Pitch



33°

Longest Run



1,250m

Ticket



7 HOURS
•Adult: 4,100yen
•Kids: 2,500yen
•Senior: 2,900yen

School Type



1.5 HOURS
•Ski and Snowboard
•One-on-one: 15,000yen
•2~4people: 25,000yen
•5~8people: 50,000yen
•How to: 6,000yen

Getting There



•Nearest Airport: Chitose
[1h 15min by car]
•Nearest City: Sapporo
[30min by car]

Accommodation



Downtown Sapporo Hotels



TRAIL MAP



Our wide and easy courses make it possible for anyone to enjoy long runs on the excellent powder snow! After a long day of fun in the snow, go hot spring hopping in our finest hot springs.



Open Date
23th November 2019
Close Date
5th May 2020



6



13

Elevation



1,156m

Vertical Drop



756m

Max Pitch



34°

Longest Run



4,000m

Ticket



1DAY
•Adult: 8,000yen
•Kids: 4,800yen
•Senior: 6,400yen

Rental



1DAY
•Ski: 5,500yen
•Snowboard: 5,500yen
•Wear: 5,000yen

School Type



1DAY
•Ski and Snowboard
•Adult: 9,300yen—
•Junior: 9,300yen—

Getting There



•Nearest Airport: Chitose
[3h 30min by bus]
•Nearest City: Otaru
[2h by bus]

Accommodation



•Niseko Northern Resort Annupuri
•Hotel Niseko Ikoinoyuyado Iroha



Two ski centers and an 8-passenger express gondola have newly facilitated in the past four years. Modernized facilities only add to the already largest ski resort in Japan, with superb quality snow. Skiers and snowboarders of all ages, beginner to extreme experts, can enjoy winter sports and activities here. Enjoy a refreshing run downhill on a trail with a 940 meter difference in elevation, with the powder snow blowing over your head.



Open Date
23th November 2019
Close Date
6th May 2020



13



22

Elevation



1,200m

Vertical Drop



940m

Max Pitch



40°

Longest Run



5,300m

Ticket



1DAY
•Adult: 8,000yen
•Kids: 4,800yen
•Senior: 6,400yen

Rental



1DAY
•Ski: 5,300yen
•Snowboard: 5,300yen
•Wear: 5,500yen

School Type



1DAY
•Ski and Snowboard
•Adult: 8,500yen—
•Junior: 8,500yen—

Getting There



•Nearest Airport: Chitose
[3h 30min by bus]
•Nearest City: Otaru
[2h by bus]

Accommodation



Niseko Alpen Hotel



Situated at the base of Mount Niseko Annupuri, Niseko Village offers exceptional off piste terrain and a wide range of groomed runs suited to all levels of winter sports enthusiasts as well as to the newbies. Niseko Village is the only integrated resort in Niseko, which features true Ski-in Ski-out accommodations with magnificent views of Mount Yotei, a new 1.2km beginners Ski terrain, Onsens, Apres ski and various Dining options to craft your perfect winter holiday.



Open Date
1st December 2019
Close Date
5th April 2020



7



27

Elevation



1,170m

Vertical Drop



890m

Max Pitch



35°

Longest Run



5,000m

Ticket



1DAY
•Adult: 8,000yen
•Kids: 4,800yen
•Senior: 6,400yen

Rental



1DAY
•Ski: 5,900yen
•Snowboard: 5,900yen
•Wear: 3,800yen

School Type



1DAY
•Ski and Snowboard
•Adult: 10,000yen—
•Junior: 10,000yen—

Getting There



•Nearest Airport: Chitose
[3h 15min by bus]
•Nearest City: Otaru
[2h by bus]

Accommodation



•Hilton Niseko Village
•The Green Leaf Niseko Village
•Kasara Townhouse Niseko Village
•Hinode Hills Niseko Village



HANAZONO is one big powder playground offering something for the whole family. As well as some of the best powder skiing terrain in Niseko, HANAZONO offers an extensive variety of on-and-off mountain snow activities based right in the resort. HANAZONO guests will enjoy some amazing developments for winter 2019-20 including ski-in-ski-out Park Hyatt Hotel and Residences, a new cutting-edge ski center accommodating over 500 guests, and the Galaxy of Kidz – Niseko's biggest and best kids' activity center.



Open Date
7th December 2019
Close Date
Late March - Early April 2020



3



8

Elevation



1,040m

Vertical Drop



1,000m

Max Pitch



30°

Longest Run



4,550m

Ticket



1DAY
•Adult: 8,000yen
•Kids: 4,800yen
•Senior: 6,400yen

Rental



1DAY
•Ski: 5,200yen
•Snowboard: 5,200yen
•Wear: 3,000yen

School Type



1DAY
•Ski and Snowboard
•Adult: 16,000yen—
•Junior: 18,000yen—

Getting There



•Nearest Airport: Chitose
[3h 30min by bus]
•Nearest City: Otaru
[2h by bus]

Accommodation



•Holiday accommodation by Vacation Niseko
•Park Hyatt Niseko
•Hanazono Hotel & Residence



[Niseko United is comprised of four resorts on a single mountain, Niseko Annupuri. The shown prices are Niseko United "Free Passport" tickets, which are valid at "Niseko Annupuri International Ski Area", "Niseko Village Ski Resort", "NISEKO Mt. Resort Grand HIRAFU", and "Niseko HANAZONO Resort". These are main season prices for Dec 23, 2019 (sat) - April 6, 2020 (wed).]

♥ FAMILY & FUN

From small children to adults, anyone can enjoy a host of snow activities as well as skiing. Many of the resorts offer kids' ski lessons, enjoyable family activities, and childcare services.

▶ **Kids' Lessons** 1day ▶ 3,000yen—


▶ **Dog-sledding Experience** 15min ▶ 3,780yen—[Adult],
2,700yen—[Kids]

▶ **Strolling with snow boots** 1h ▶ 2,200yen—[junior or adult]

▶ **Childcare Services** 2h— ▶ 4,000yen—

*Reservation necessary.

*The content of service is different according to each facility.

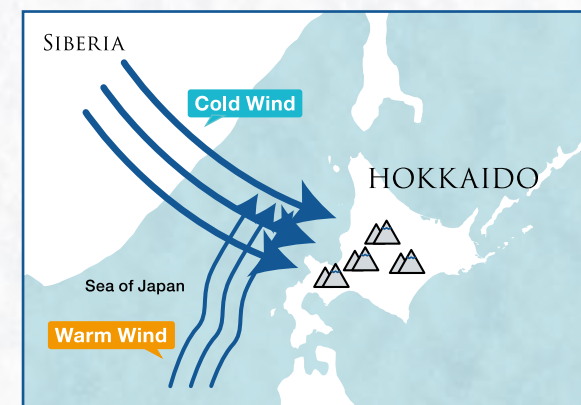


♥ HOKKAIDO GOURMET

Surrounded by the sea in every direction, Hokkaido not only has fresh seafood but many delicious foods you can enjoy especially in winter. Of course you can also enjoy sushi and ramen.



WHY DOES POWDER SNOW FALL IN HOKKAIDO?



Hokkaido's powder snow is frequently praised by skiers from around the world as being the "best quality snow!" But, why does such powder snow fall in Hokkaido? The secret behind Hokkaido's powder is owed to the cold air that blows in from Siberia that turns to north-western seasonal winds that cross over the Sea of Japan, collecting an abundant amount of moisture. This moisture-filled air creates dense snow clouds that bring heavy snowfall to the western seaboard of Hokkaido. The dry air left over from after the snowfall on the western seaboard is then carried to the lower inland areas of Hokkaido such as Niseko, Furano and Tokachi, turning in to extremely cold air as it rises along the slopes of the mountains in the area, forming snow clouds again and bringing snowfall. This cold and dry air is what creates the dry powder snow that falls over inland Hokkaido. The geography of the area and weather conditions of cold air and way the snow clouds are formed are the key secrets to Hokkaido's powder snow.

♥ ACCESS TO HOKKAIDO SNOW RESORTS



BY AIR

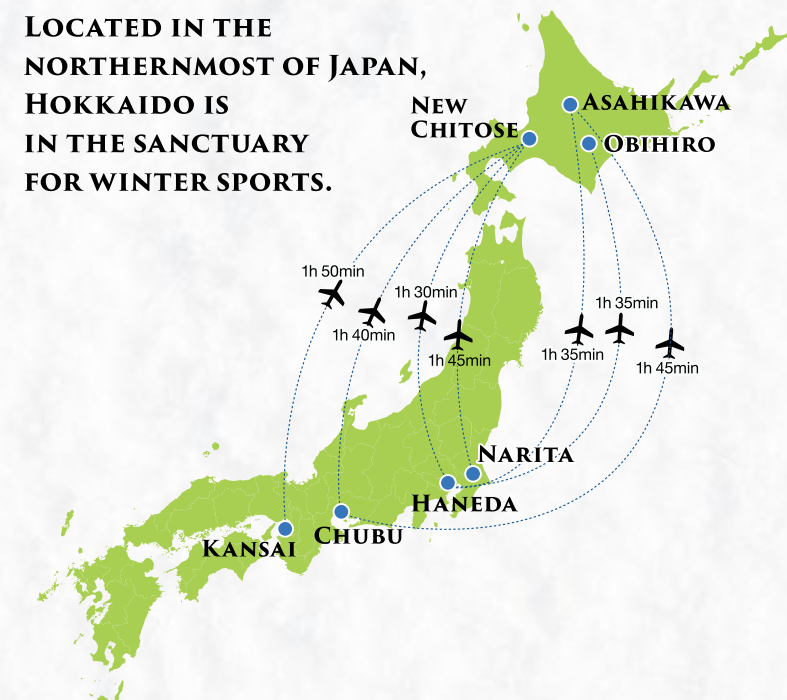
Haneda / Narita / Kansai / Chubu ⇒
New Chitose Airport / Obihiro Airport /
Asahikawa Airport, etc.



BY RAILWAY

Tokyo ⇒
Shin-Hakodate-Hokuto
(4h 2min Shinkansen) ⇒
Sapporo (3h 20min)

*Approx time of journey.



DOMESTIC FLIGHT IN JAPAN

JAL	WELCOME TO JAPAN FARE	JPY28,600 / Two Flights *Travel Agent / Airline
	Japan Explorer Pass	JPY11,000 – / Per Flight *Reserve on website
ANA	Experience Japan Fare	JPY11,000 – / Per Flight *Reserve on website *Available until boarding on 11/30/2019
	Visit JAPAN Fare	JPY28,600 – Two Flights or more *Travel Agent / Airline
AIR DO	Welcome to HOKKAIDO Fare	JPY9,000 – / Per Flight *Airline
Peach Aviation	[LCC] Tokyo (Narita International Airport) – New Chitose Airport	
Jetstar	[LCC] Tokyo (Narita International Airport) – New Chitose Airport	